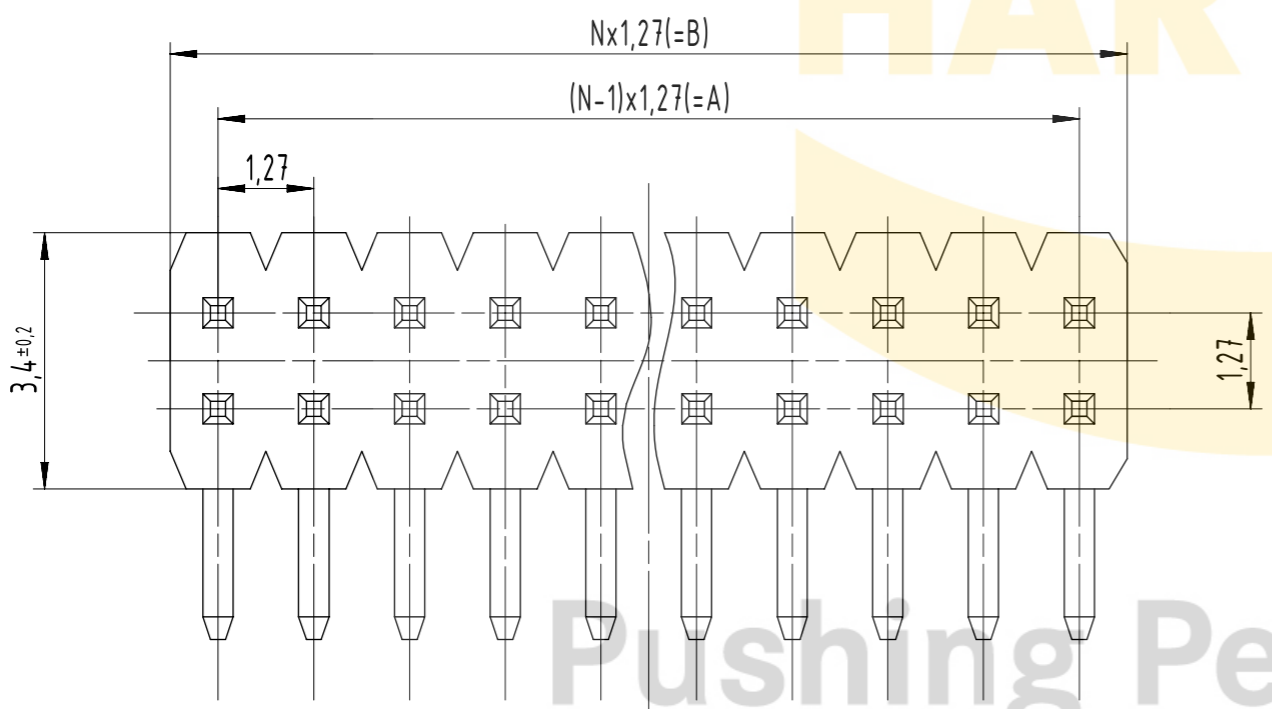
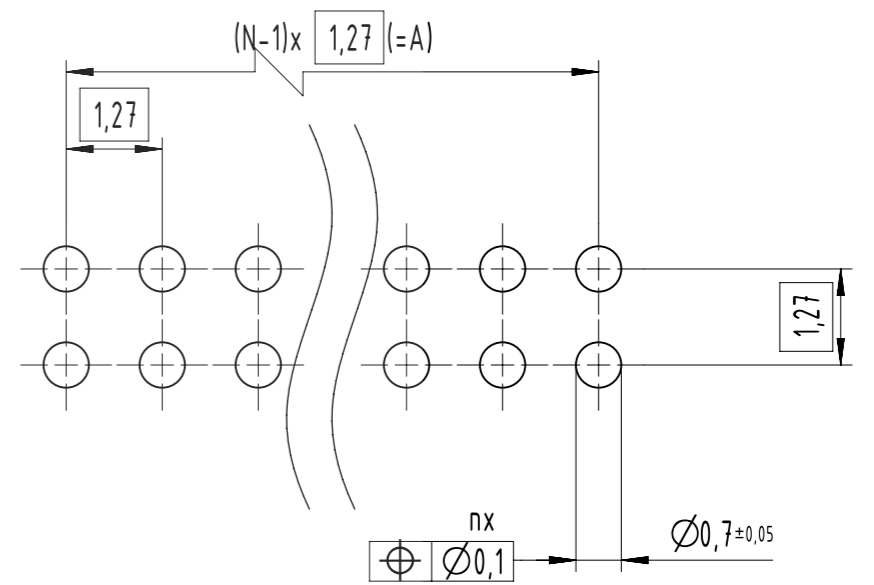


Recommended PCB layout(Top side)



Specifications:

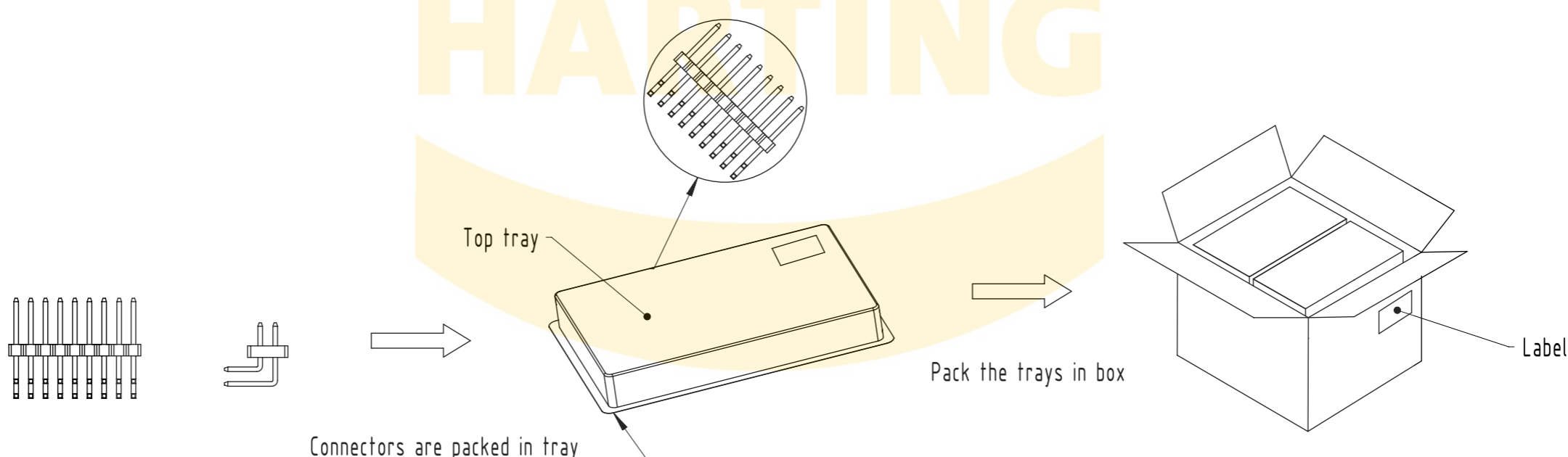
- Rated current: 1A
- Contact resistance: 20mΩ Max.
- Insulation resistance: 1000MΩ min.
- Test voltage: 500V AC
- Operation temperature: -40°C to +105°C
- Contact material: Copper alloy
- Housing material: High temperature thermoplastic, Black, UL94V-0
- Max. processing temperature: 230°C for 60second or 260°C for 3second

	All Dimensions in mm Original Size DIN A3		Scale 10:1	Free size tol.		Ref.
	All rights reserved Department EL PD		Created by LUOK	Inspected by	Standardisation	Date 2022-10-18
HARTING D-32339 Espelkamp		Title 1.27mm Dual Angled Rows Single Wafer Pin Header THR			Doc-Key / ECM-Nr. 101033138/UGD/000/A	
		Type TB	Number 094944021XX5EX		Rev. A	Page 1/2

HARTING

Pushing Performance
Since 1945

② Total Pin Count	No. of Pins per row (=N)	Part number	A	B±0,5	① Plating
8	4	094944021085E8	3,81	5,08	Au flash over Ni
10	5	094944021105E8	5,08	6,35	
12	6	094944021125E8	6,35	7,62	
14	7	094944021145E8	7,62	8,89	
18	9	094944021185E8	10,16	11,43	
20	10	094944021205E8	11,43	12,70	
24	12	094944021245E8	13,97	15,24	
30	15	094944021305E8	17,78	19,05	
40	20	094944021405E8	24,13	25,40	
50	25	094944021505E8	30,48	31,75	



Pushing Performance
 Since 1945

- ③ Customized mating pin length is available
- ② Other Pin Count option is possible, please contact our sales
- ① Plating options : Tin (Sn) plating over Ni, 15u" and 30u" Gold (Au) plating over Ni are available

	All rights reserved Department EL PD	Created by LUOK	Inspected by	Standardisation	Date 2022-10-18	State In Work
	Title 1.27mm Dual Angled Rows Single Wafer Pin Header THR		Doc-Key / ECM-Nr. 101033138/UGD/000/A		Rev. A	Page 2/2
HARTING D-32339 Espelkamp		Type TB	Number 094944021XX5EX			